



***Download and Installation Guide
for your Mobile Device***

Download and install *SimpliTRACE Mobile* on your mobile device

To be able to install the *SimpliTRACE Mobile* application, you must meet the minimum technical requirements listed below:

- **Type of device:** the installation must be made on an Android (version 4.4 or later) or iOS type of mobile device..
- **Other technical requirements:**
 - Access to a Google Play or Apple Store account on your mobile device
 - Data available through your mobile phone plan

IMPORTANT NOTES:

- To use *SimpliTRACE Mobile* you are required to register through the *SimpliTRACE* web portal, which means you must have a user name and password. If you are not registered with *SimpliTRACE*, please contact ATQ Customer Service by telephone at 1 866-270-4319.
 - ATQ does not cover the charges for using your mobile device nor the costs of data usage as part of your mobile phone plan.
 - *SimpliTRACE Mobile* does not transmit the data required for the Programme d'assurance stabilisation des revenus agricoles (ASRA, Farm Income Stabilization Insurance program) to La Financière agricole du Québec. However, information recorded by the mobile device will be entered into the producer's traceability file in the ATQ database.
 - Depending on the version and model of your phone, the appearance and location of the options may differ from the images in the document.
-

Installation Steps

To proceed with the installation of *SimpliTRACE Mobile* on your mobile device, you must download the application using *Google Play* or *Apple Store*. Following this, the *installation procedure* will be carried out in several rapid steps.

For technical support when installing or using *SimpliTRACE Mobile*, contact the ATQ Automation Service at:

ATQ Technical Support

Monday to Friday, between 8:30am and 4:30pm

Tel: 450 677-1757


Toll-free: 1 866 270-4319

Email: sac@atq.qc.ca


Download and Install *SimpliTRACE Mobile*

To be able to use *SimpliTRACE Mobile*, you must follow the eight procedural steps listed below:

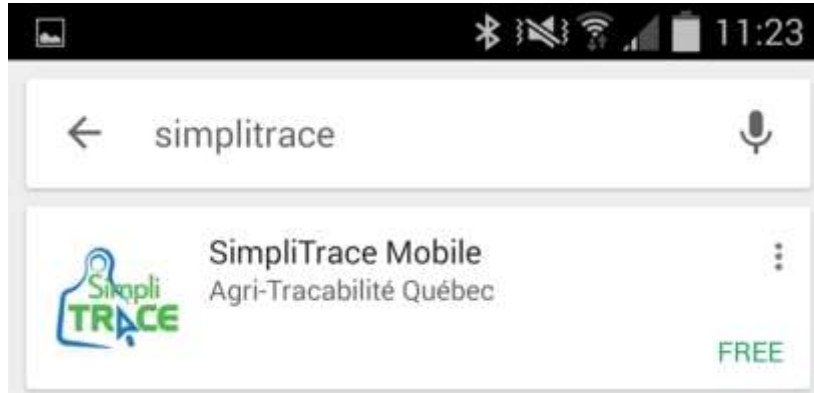
1. Access *Google Play* or *Apple Store*




2. In the "Search" field, enter *SimpliTRACE*



3. Select *SimpliTRACE Mobile* from the search results

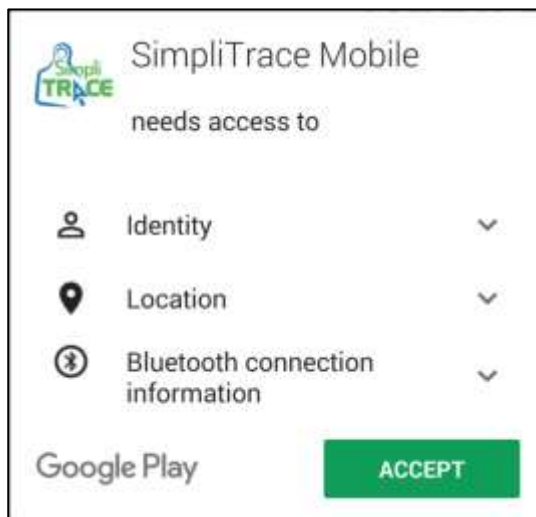


4. Click on the *Install* button



5. **Google Play** or **Apple Store** will ask if you accept **SimpliTRACE Mobile** accessing certain configuration parameters. To allow the application to establish a connection with the electronic stick reader, it is recommended that you click on the **Accept** button.

It should be noted that the iOS version is only compatible with the Allflex models of identifier reading sticks sold at ATQ.



Note that you can stop the download at any time by clicking on the **X**. However, this operation will cancel the download and the **SimpliTRACE Mobile** application will not be accessible; you will have to restart the download procedure (step 4).

6. When the download is complete, you can open the application by clicking on the *Open* button.



7. You must enter your *SimpliTRACE* user name and password, then click on the *Connect* button.



8. The *SimpliTRACE Mobile* application is now ready for use.



⚠ We would invite you to check the [User's Guide](#) to find out more about the operations for this application.